

# SONIC SOLUTIONS<sup>®</sup> *Algae Control Without Chemicals!*

## QUICK REFERENCE GUIDE

To ensure that every customer is aware of what to expect using the SonicSolutions<sup>®</sup> device, we are providing this simple guideline for you:

### RESULTS IN JUST A FEW DAYS

Typically, you will start to see a significant change in the algae in 3 to 4 weeks or less. In a water body with thick algae, and/or high nutrient levels, a complete kill may take as long as 4 to 5 weeks. During this time, as the algae dies, it will turn brown and may remain floating on the surface. We recommend removing the dead brown algae from your water.

### SECONDARY BLOOMS MAY OCCUR DUE TO SPORES ON THE BOTTOM

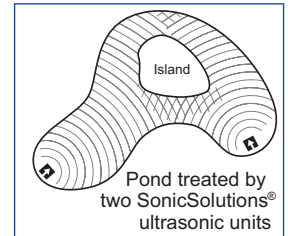
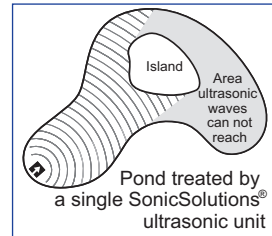
After the initial algae is dead and the water appears clear, you may get a secondary algae bloom. **This may happen because as your SonicSolutions<sup>®</sup> device clears the water, sunlight can finally reach the bottom of the body of water and may germinate the algae spores on the bottom that previously had not received sufficient sunlight.** Do not be concerned. Leave your SonicSolutions<sup>®</sup> device in the water and it will kill and control the secondary bloom as well. This kill/bloom sequence may repeat two or three times as the "reservoir" of spores is exhausted. After that, the water should stay clear. Major rain events can sometimes reintroduce spores which will result in an algae bloom. Leave the SonicSolutions<sup>®</sup> device in place and it will kill subsequent blooms.

### SAFE FOR FISH, PLANTS, AND OTHER AQUATIC LIFE

The SonicSolutions<sup>®</sup> device produces a range of ultrasonic frequencies that target blue/green and filamentous algae. It will have no effect upon aquatic plants, such as duckweed, water meal, eelgrass, milfoil, and chara. It is also safe for other aquatic life, such as fish, turtles, and frogs.

### LINE OF SIGHT PLACEMENT

The SonicSolutions<sup>®</sup> device, like all ultrasonic devices, is a "line of sight" technology. Ultrasonic sound waves will not go around corners or navigate around islands that may be in your body of water. Ultrasonic sound waves reflect or bounce off of hard surroundings, such as concrete, rip-rap, and large rocks.




### EASY-TO-READ INDICATOR LIGHTS

The SonicSolutions<sup>®</sup> device has two lights on the power supply box, which indicates that the unit is operating. There should be one green light continuously on and one green light blinking. These two lights require positive feedback from the transducer in the water and show you that the SonicSolutions<sup>®</sup> device is working properly. The constant on green light indicates that the transducer is receiving power. The blinking green light indicates that your transducer is actively generating an ultrasonic signal and sending it out into the water. It will blink every other second on average.



Before cleaning the face of the transducer.



After cleaning the face of the transducer.

### EASY MAINTENANCE

We recommend that at least every 30 days you unplug your SonicSolutions<sup>®</sup> device, from the power source, take it out of the water, wipe the face of the transducer off, put it back into the water and plug it back in.

**PLEASE READ AND FOLLOW ALL OF THE DIRECTIONS IN THE OWNER'S MANUAL prior to installing your device.**

**SONIC SOLUTIONS<sup>®</sup>**

Call us for a quote, toll free:

**1-866-KO-ALGAE** (1-866-562-5423)

[sonicsolutionsllc.com](http://sonicsolutionsllc.com)

Distributed by: